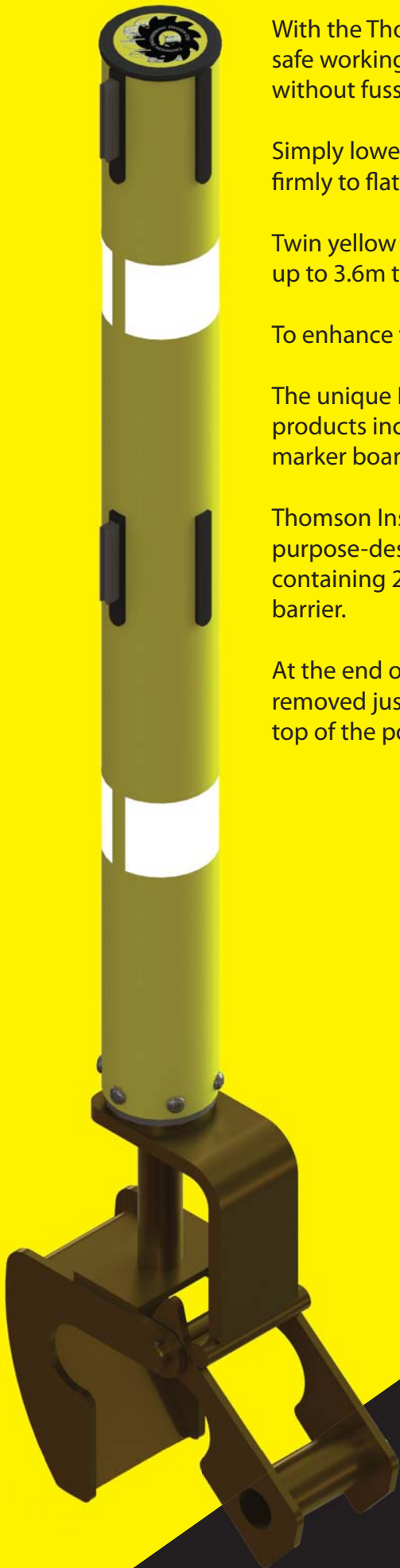




THOMSON ENGINEERING DESIGN LTD



INSTANT BARRIER SYSTEM



With the Thomson Instant Barrier System you can create a clearly defined safe working area in just seconds without tools, without moving ballast and without fuss.

Simply lower the post base over the head of the rail and push down to fix it firmly to flat bottom or bullhead running rail.


Twin yellow and black chevron tapes on spring loaded drum cassettes stretch up to 3.6m to give a clear visible barrier.

To enhance visibility at night, each post has two reflective strips.

The unique Instant Post Clamp system is the basis for a range of safety products including lighting, signage and marker boards.

Thomson Instant Barrier is supplied in purpose-designed transport stillages containing 28 posts - enough for over 100m of barrier.

At the end of the job the Barrier System is removed just as quickly by simply lifting the top of the post to release the clamp.



Set up barriers quickly and easily
both along and across the track.



The strength of the Thomson Instant Barrier System comes from within.

Using a plastic post for light weight - lined at the bottom with a high tensile strength aluminium alloy tube - and fastened to the clamp using six screws the barrier post is robust enough for long-term heavy-duty use.

Please contact the factory for your nearest stockist:

Thomson Engineering Design Ltd

Valley Road

Cinderford


Gloucestershire

GL14 2NZ

Tel: 01594 82 66 11

Fax: 01594 82 55 60

Email: sales@thomsondesignuk.com



Your Local Stockist is:

A large, empty white rounded rectangle intended for a user to write the name of their local stockist.

